



# ISAF Training and Development

2013 Statistics



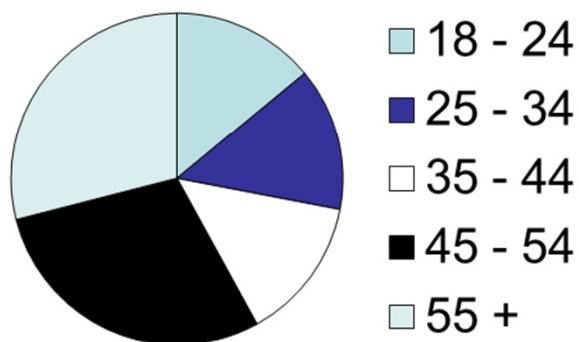
# 2013 ISAF Technical Courses for Coaches (TCCs)



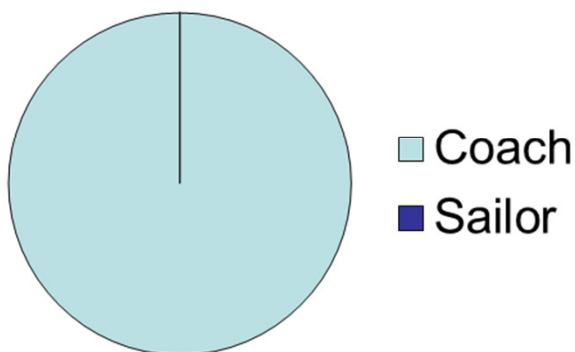
# Singapore – Level 2 (National)

20 – 24 February

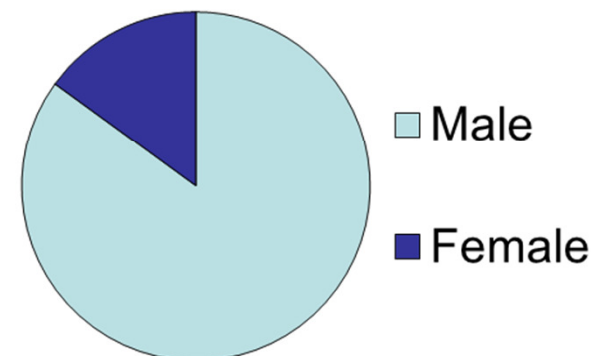
**Age**



**Coach / Sailor**



**Gender**



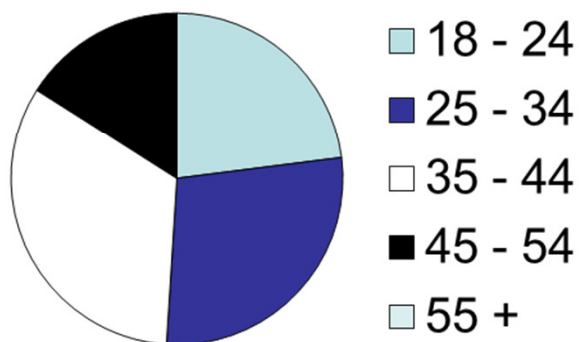
Summary	Number	%
Total number	14	
18 - 24	2	14%
25-34	2	14%
35-44	2	14%
45-54	4	29%
55+	4	29%
Coach	14	100%
Sailor	0	0%
Male	12	85%
Female	2	15%



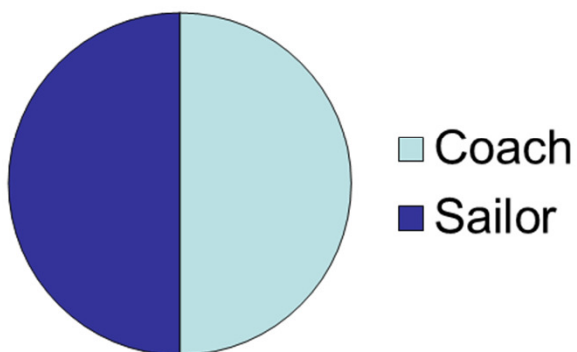
# South Africa – Level 3 (Regional)

4 – 10 March

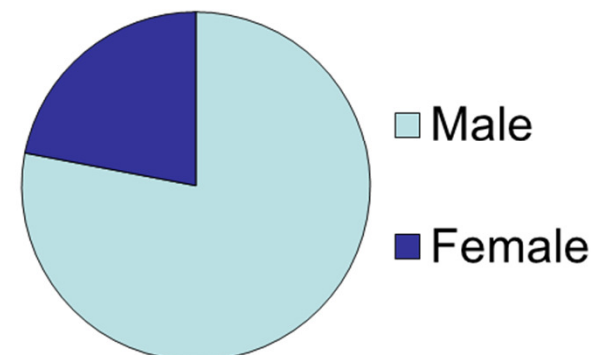
## Age



## Coach / Sailor



## Gender



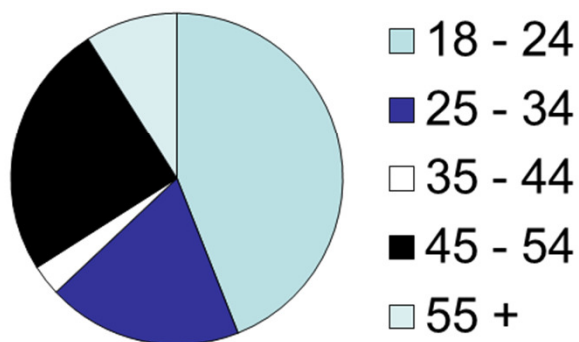
Summary	Number	%
Total number	18	
18 - 24	4	23%
25-34	5	28%
35-44	6	33%
45-54	3	16%
55+	0	0%
Coach	9	50%
Sailor	9	50%
Male	14	78%
Female	4	22%



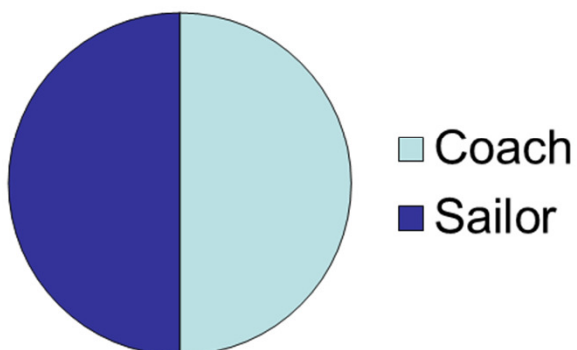
# Dominican Republic– Level 3 (Regional)

22 – 29 March

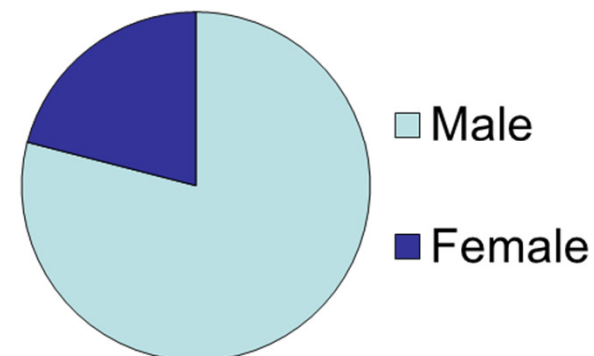
**Age**



**Coach / Sailor**



**Gender**



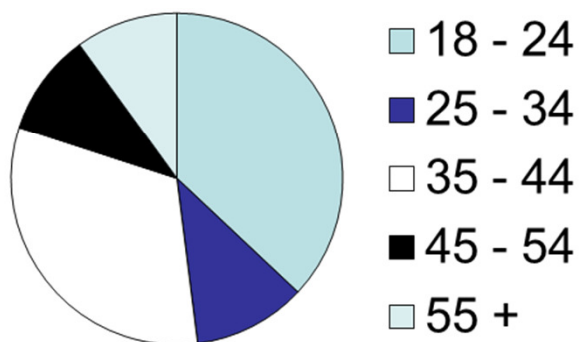
Summary	Number	%
Total number	32	
18 - 24	14	44%
25-34	6	19%
35-44	1	3%
45-54	8	25%
55+	3	9%
Coach	16	50%
Sailor	16	50%
Male	25	79%
Female	7	21%



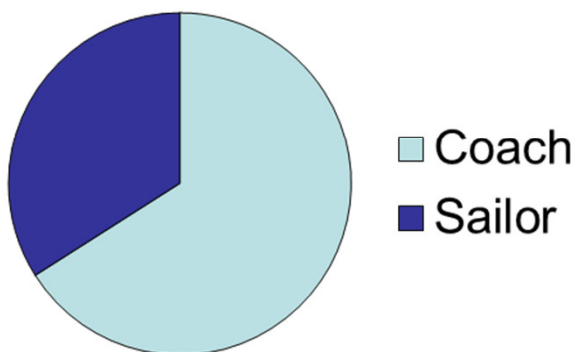
# Cook Islands – Level 3 (Regional)

18 – 24 May

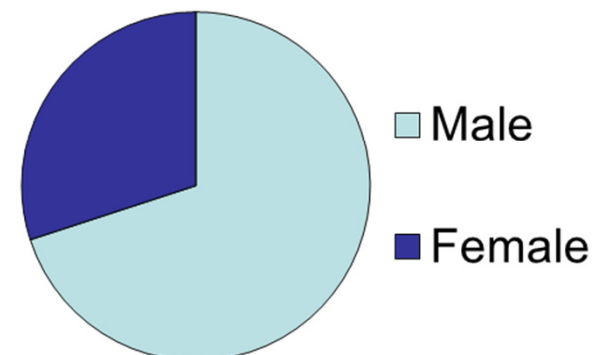
**Age**



**Coach / Sailor**



**Gender**



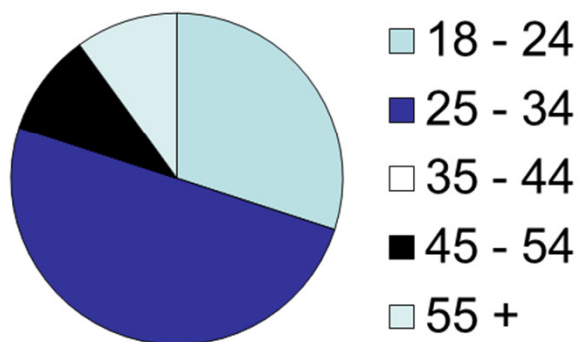
Summary	Number	%
Total number	41	
18 - 24	15	37%
25-34	5	11%
35-44	13	32%
45-54	4	10%
55+	4	10%
Coach	27	66%
Sailor	14	34%
Male	29	70%
Female	12	30%



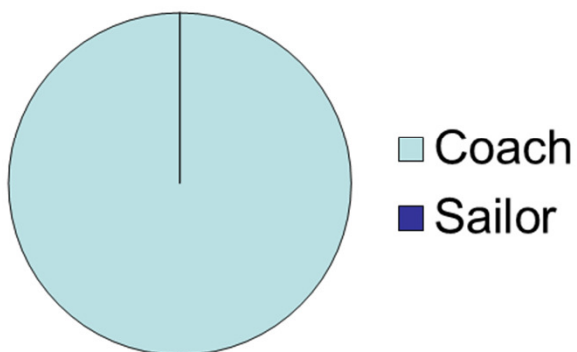
# Madagascar – Level 1 (National)

20 – 29 May

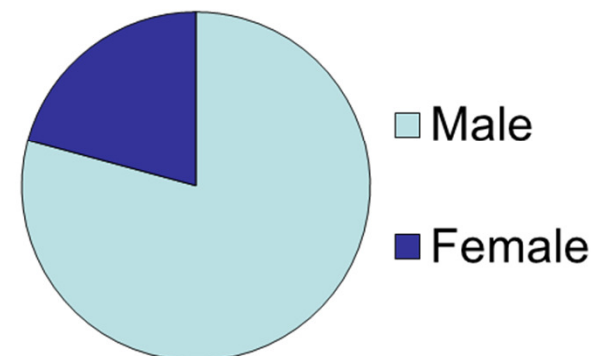
**Age**



**Coach / Sailor**



**Gender**



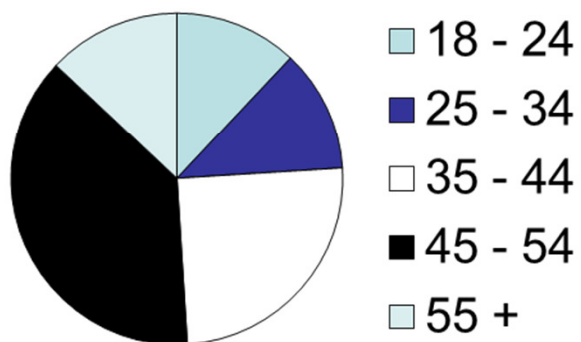
Summary	Number	%
Total number	10	
18 - 24	3	30%
25-34	5	50%
35-44	0	0%
45-54	1	10%
55+	1	10%
Coach	10	100%
Sailor	0	0%
Male	8	80%
Female	2	20%



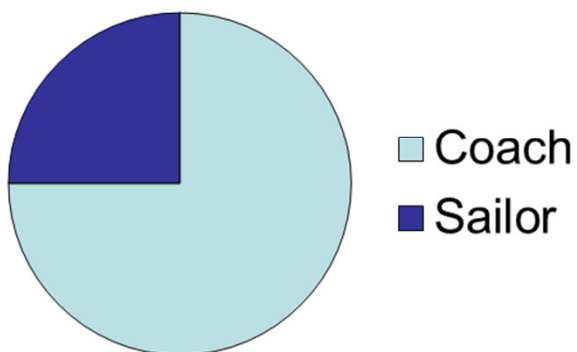
# Fiji – Level 1 (National)

13 – 19 May

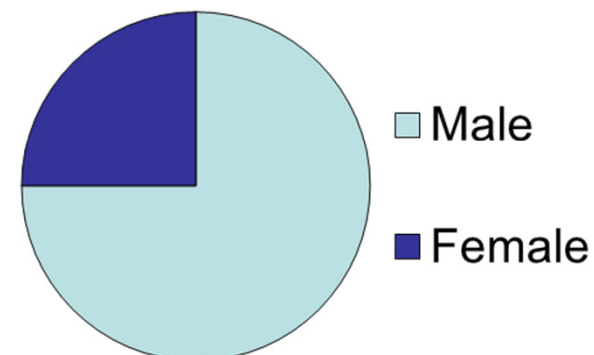
**Age**



**Coach / Sailor**



**Gender**



Summary	Number	%
Total number	8	
18 - 24	1	12%
25-34	1	12%
35-44	2	25%
45-54	3	38%
55+	1	13%
Coach	6	75%
Sailor	2	25%
Male	6	75%
Female	2	25%

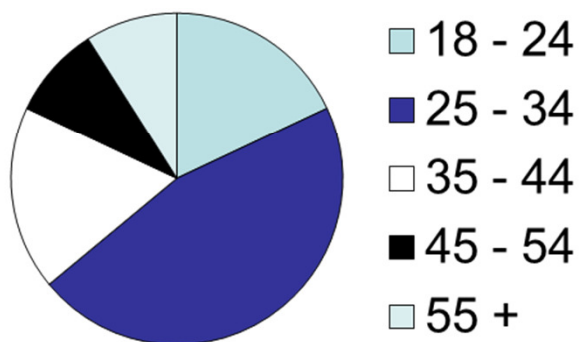




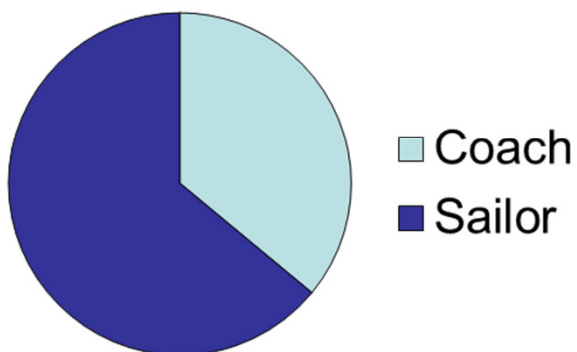
# Sri Lanka – Level 1 (National)

5 – 11 June

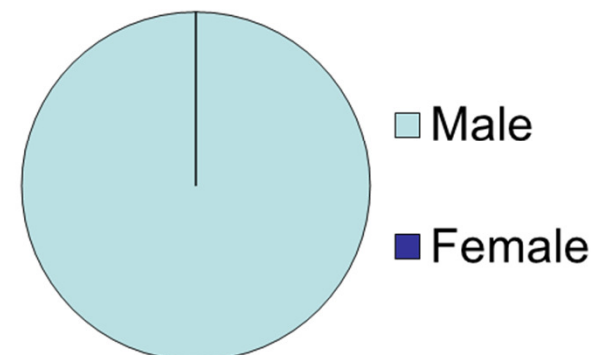
## Age



## Coach / Sailor



## Gender



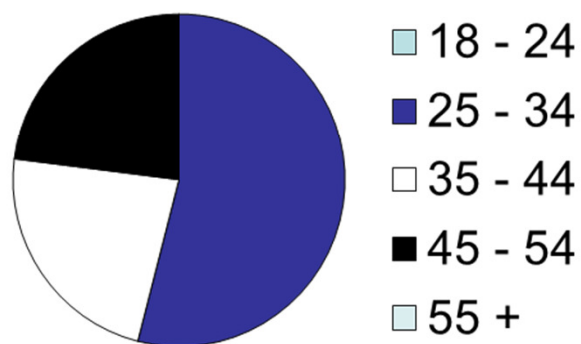
Summary	Number	%
Total number	11	
18 - 24	2	18%
25-34	5	46%
35-44	2	18%
45-54	1	9%
55+	1	9%
Coach	4	36%
Sailor	7	64%
Male	11	100%
Female	0	0%



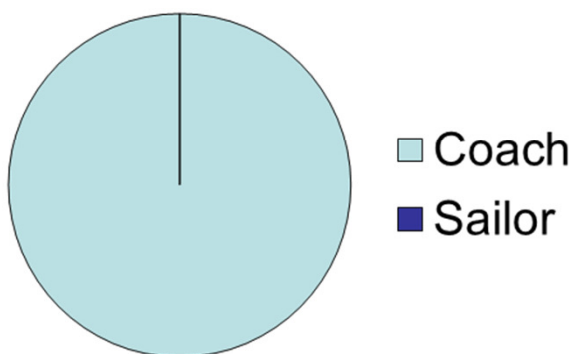
# Hong Kong – Level 3 (Regional)

17 – 23 November

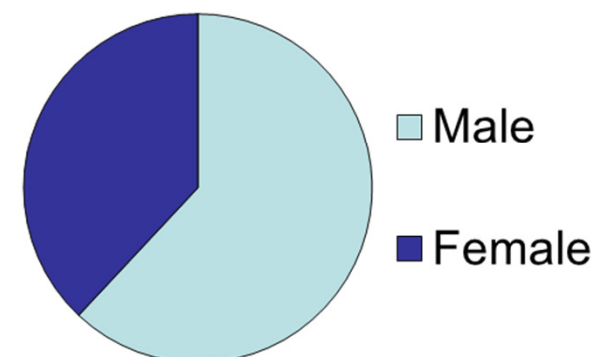
## Age



## Coach / Sailor



## Gender



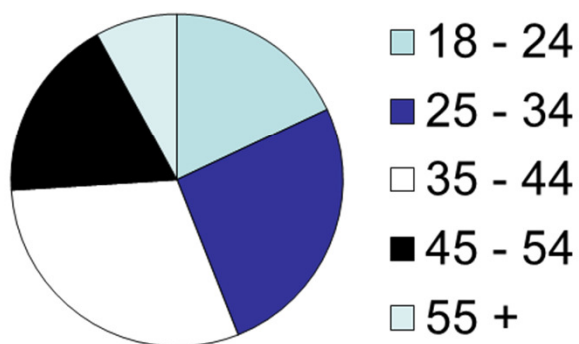
Total number		13	%
18 - 24		0	0%
25-34		7	54%
35-44		3	23%
45-54		3	23%
55+		0	0%
Coach		13	100%
Sailor		0	0%
Male		8	62%
Female		5	38%



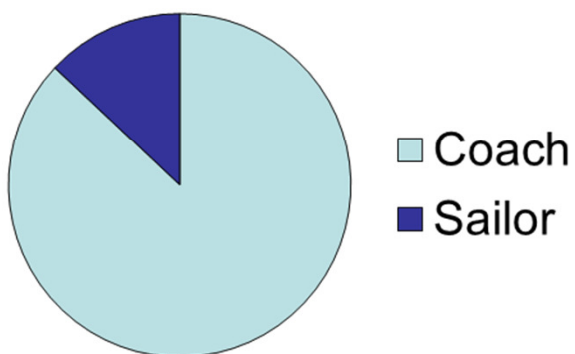
# Vietnam 1 – Level 3

25 November – 3 December

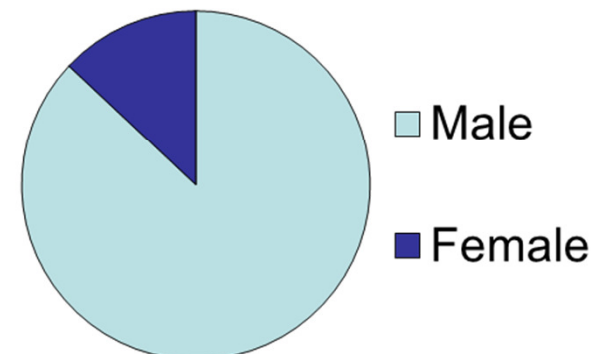
## Age



## Coach / Sailor



## Gender

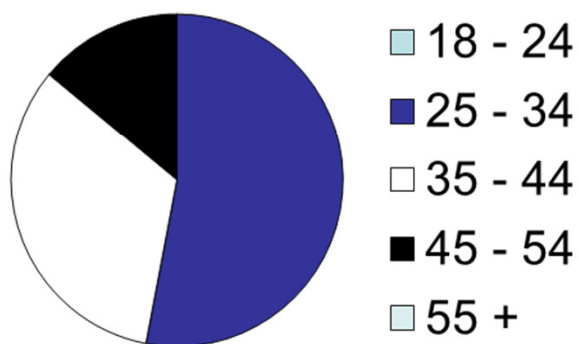


Total number	23	%
18 - 24	4	18%
25-34	6	26%
35-44	7	30%
45-54	4	18%
55+	2	8%
Coach	23	100%
Sailor	0	0%
Male	20	87%
Female	3	13%

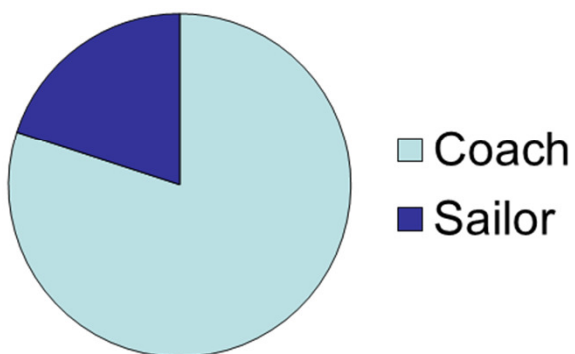
# Cyprus – Level 3 (National)

7 – 13 December

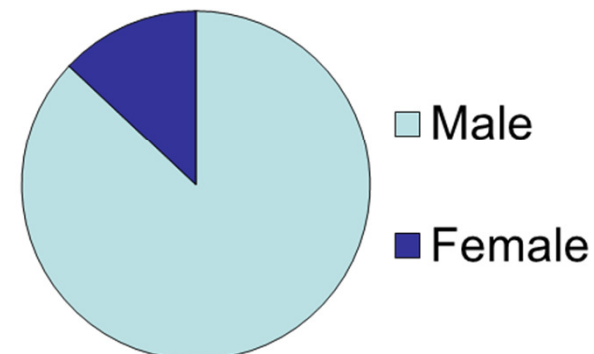
## Age



## Coach / Sailor



## Gender



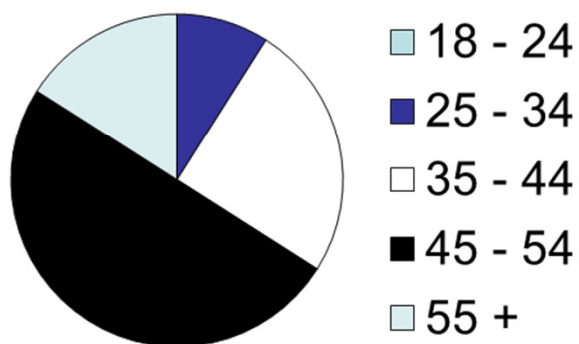
Total number		15	%
18 - 24		0	0%
25-34		8	53%
35-44		5	33%
45-54		2	14%
55+		0	0%
Coach		12	80%
Sailor		3	20%
Male		13	87%
Female		2	13%



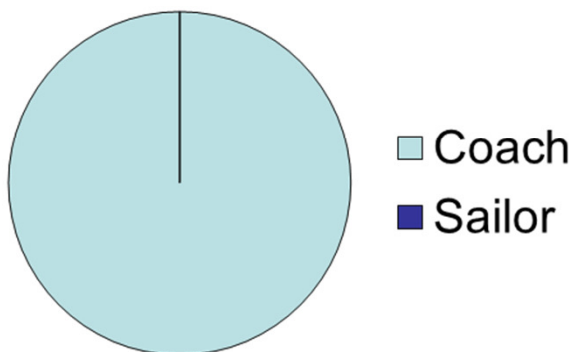
# Chinese Taipei – Level 2 (National)

12 – 16 December

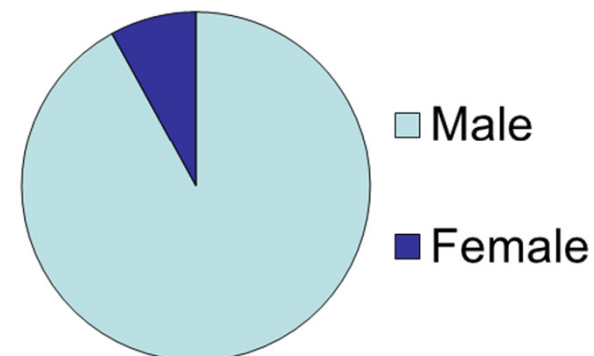
## Age



## Coach / Sailor



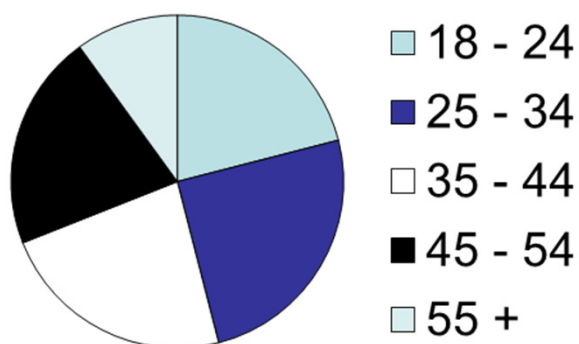
## Gender



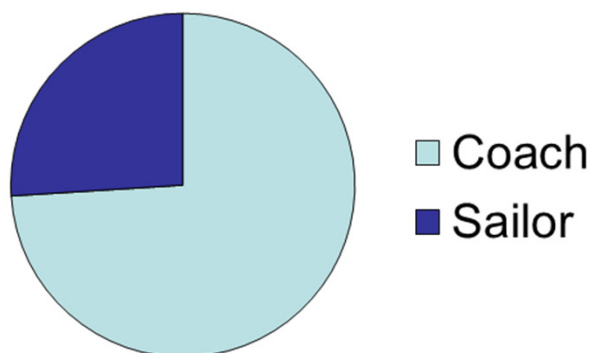
Total number	24	%
18 - 24	0	0%
25-34	2	9%
35-44	6	25%
45-54	12	50%
55+	4	16%
Coach	24	100%
Sailor	0	0%
Male	22	92%
Female	2	8%

# 2013 TCC's overall = 11

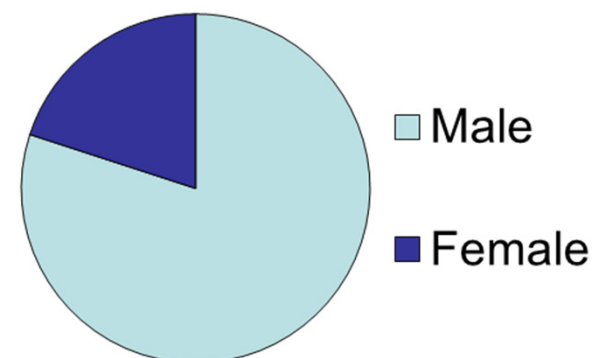
**Participant age profile**



**Number of Coaches / Sailors**



**Gender**



Total number of participants:	209	%
Aged: 18 – 24	45	21%
Aged: 25-34	52	25%
Aged: 35-44	47	23%
Aged: 45-54	45	21%
Aged: 55+	20	10%
Total Coaches	154	74%
Total Sailors	55	26%
Total Men	168	80%
Total Women	41	20%



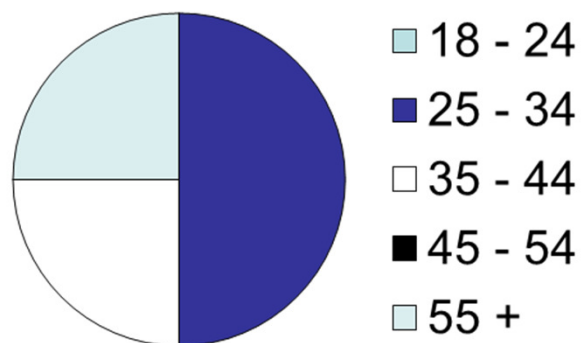
# 2013 ISAF Training Scholarship



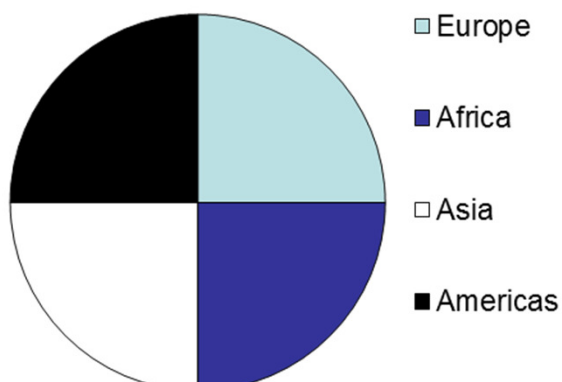
# 2013 ISAF Training Scholarship

02 September – 25 October

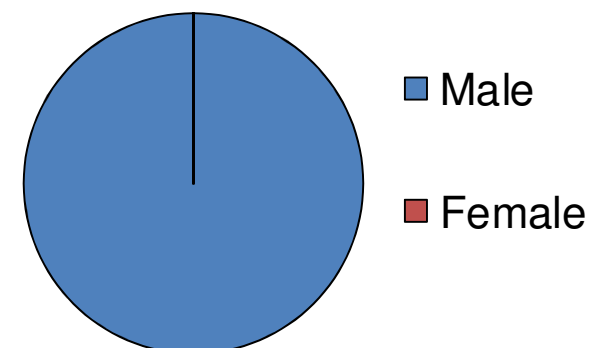
## Candidate age profile



## Regional representation



## Participant gender

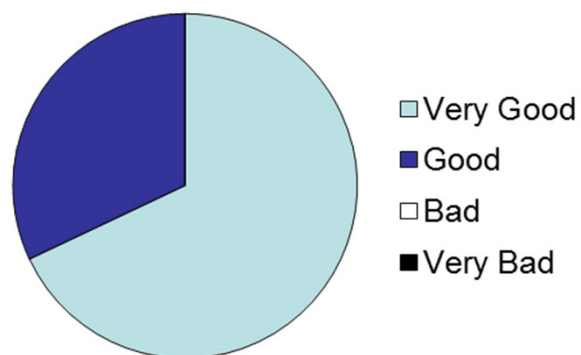


Summary	Number	%
Total Number	4	100%
Aged 18 - 24	0	0%
Aged 25 - 34	2	50%
Aged 35 - 44	1	25%
Aged 45 - 54	0	0%
Aged 55+	1	25%
Europe	1	25%
Africa	1	25%
Asia	1	25%
Americas	1	25%
Total Male candidates	4	100%
Total Female candidates	0	0%

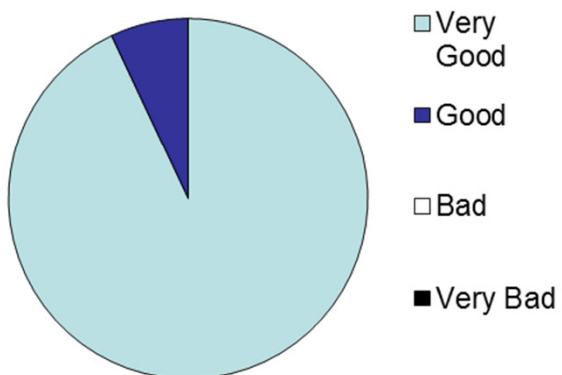


# 2013 Training Scholarship - Feedback

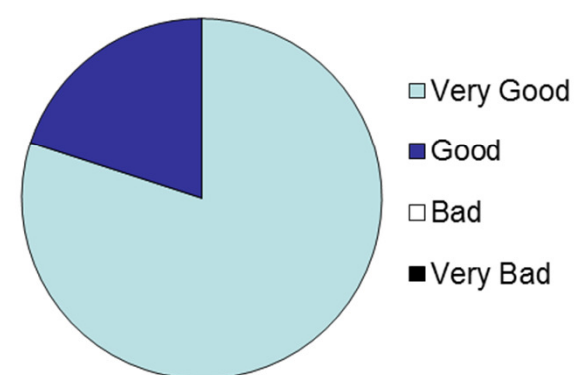
## Structure of Sessions



## Performance of Coach Developers



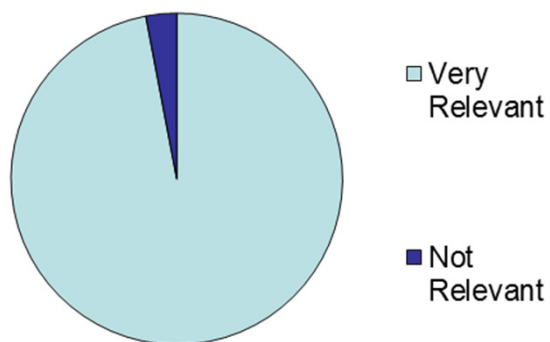
## Level of Communication



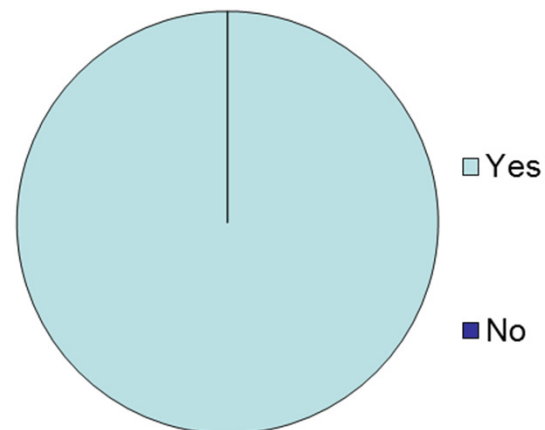
Summary		%
<b>Structure of Sessions</b>		
Very good		68%
Good		32%
Bad		0%
Very Bad		0%
<b>Performance of Coach Developers</b>		
Very good		93%
Good		7%
Bad		0%
Very Bad		0%
<b>Level of Communication</b>		
Very good		80%
Good		20%
Bad		0%
Very Bad		0%

## 2013 Training Scholarship – Feedback continued

**Relevance of modules**



**Inclusion in future Scholarships**

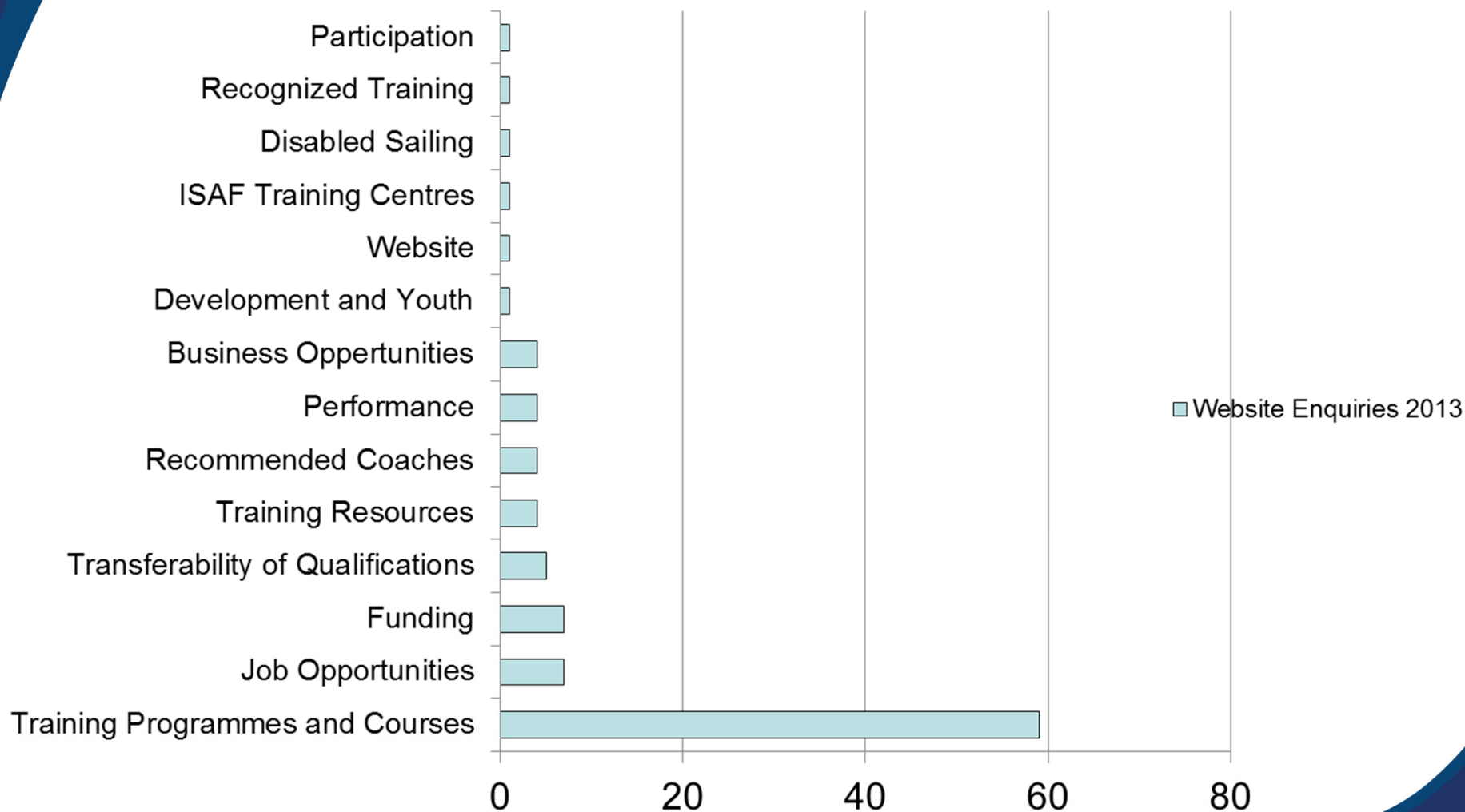


Summary	%
<b>Relevance of modules</b>	
Very Relevant	97%
Not Relevant	3%
<b>Should all modules be included in future Scholarships</b>	
Yes	100%
No	0%



## ISAF Website Enquiries (www.sailing.org)

Website Enquiries 2013



## Subject of website enquiries — Listed by frequency

Training Programmes and Courses	59%	44 Enquiries
Job Opportunities	7%	5 Enquiries
Funding	7%	5 Enquiries
Transferability of Qualifications	5%	4 Enquiries
Training Resources	4%	2 Enquiries
Recommended Coaches	4%	2 Enquiries
Performance	4%	2 Enquiries
Business Opportunities	4%	2 Enquiries
Development and Youth	1%	1 Enquiry
Website	1%	1 Enquiry
ISAF Training Centres	1%	1 Enquiry
Disabled Sailing	1%	1 Enquiry
Recognized Training	1%	1 Enquiry
Participation	1%	1 Enquiry